A hand in a white glove holds a scale of justice. The left pan contains a Canadian flag, and the right pan contains a US flag. The scale is tilted, with the US pan being lower, suggesting it is heavier. The background is a cloudy sky.

Three in four Canadians in favour of putting tariffs on energy and critical mineral exports to the US in response to US tariffs.

(March 28 to March 30, 2025)



THE GLOBE AND MAIL 

 NANOS ELXN45

Nanos will be tracking opinion on a nightly basis throughout the 45th Canadian federal election campaign. Visit www.theglobeandmail.com, www.ctvnews.ca or www.nanos.co to access the latest data and analysis.

“ As Canadians brace for US President Trump’s April 2 “Liberation Day” and potential tariffs, they very much support action whether it be retaliation with putting tariffs on energy or critical mineral exports. Of note, a majority of individuals in the energy-rich Prairie provinces support this retaliation.

When asked about buying a European fighter jet as opposed to the US-made F-35, more than three in five favour canceling the US fighter jet contract. ”

Nik Nanos, Chief Data Scientist
Survey ending Mar 30, 2025



THE GLOBE AND MAIL 



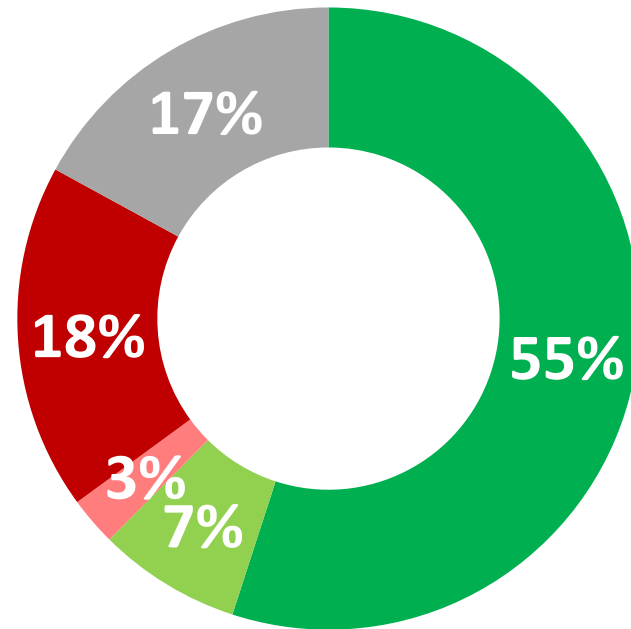
Support for buying a European fighter jet instead of a US one

Question: Do you support, somewhat support, somewhat oppose or oppose the following [RANDOMIZE] - **Canada cancelling its current \$19B purchase of a new US-made F-35 fighter jet and buying a European fighter jet instead**

Source: CTV-Globe and Mail/Nanos Research tracking survey, March 28th to 30th, 2025, n=1264, accurate 2.8 percentage points plus or minus, 19 times out of 20. [See full methodology here.](#)

Contact: Nik Nanos
nik@nanos.co
[@niknanos](https://twitter.com/niknanos)

Ottawa: (613) 234-4666 x 237
Website: www.nanos.co



- Support
- Somewhat support
- Somewhat oppose
- Oppose
- Unsure

3 in 5 Canadians

support or somewhat support Canada cancelling its current \$19B purchase of a new US-made F-35 fighter jet and buying a European fighter jet instead. Ontarians are more likely to support or somewhat support this (67%) than residents of the Prairies (51%).

Support for buying a European fighter jet instead of a US one – by region

Question: Do you support, somewhat support, somewhat oppose or oppose the following [RANDOMIZE] - **Canada cancelling its current \$19B purchase of a new US-made F-35 fighter jet and buying a European fighter jet instead**

Source: Globe and Mail-CTV/Nanos Research tracking survey, March 28th to 30th, 2025, n=1264, accurate 2.8 percentage points plus or minus, 19 times out of 20. [See full methodology here.](#)

Contact: Nik Nanos
nik@nanos.co
 @niknanos

Ottawa: (613) 234-4666 x 237
 Website: www.nanos.co

	March 30 th , 2025 Canada (n=1264)	Atlantic (n=127)	Quebec (n=307)	Ontario (n=364)	Prairies (n=277)	B.C. (n=189)
Support	55.0%	46.3%	56.7%	60.4%	45.7%	52.9%
Somewhat support	7.4%	15.4%	7.7%	6.5%	5.4%	8.4%
Somewhat oppose	2.5%	2.5%	2.0%	2.1%	4.5%	2.1%
Oppose	18.0%	18.7%	19.8%	14.5%	23.2%	18.1%
Unsure	17.0%	17.1%	13.8%	16.6%	21.2%	18.5%



Support for buying a European fighter jet instead of a US one – by age and gender

Question: Do you support, somewhat support, somewhat oppose or oppose the following [RANDOMIZE] - **Canada cancelling its current \$19B purchase of a new US-made F-35 fighter jet and buying a European fighter jet instead**

Source: CTV-Globe and Mail/Nanos Research tracking survey, March 28th to 30th, 2025, n=1264, accurate 2.8 percentage points plus or minus, 19 times out of 20. [See full methodology here.](#)

Contact: Nik Nanos
nik@nanos.co
@niknanos

Ottawa: (613) 234-4666 x 237
Website: www.nanos.co

	March 30 th , 2025 Canada (n=1264)	Men (n=676)	Women (n=588)	18 to 34 (n=199)	35 to 54 (n=299)	55 plus (n=766)
Support	55.0%	53.3%	56.6%	44.7%	55.4%	61.4%
Somewhat support	7.4%	8.0%	6.9%	5.2%	8.7%	8.0%
Somewhat oppose	2.5%	2.8%	2.3%	3.7%	2.1%	2.1%
Oppose	18.0%	24.4%	11.9%	21.4%	17.1%	16.5%
Unsure	17.0%	11.6%	22.3%	25.0%	16.7%	12.1%



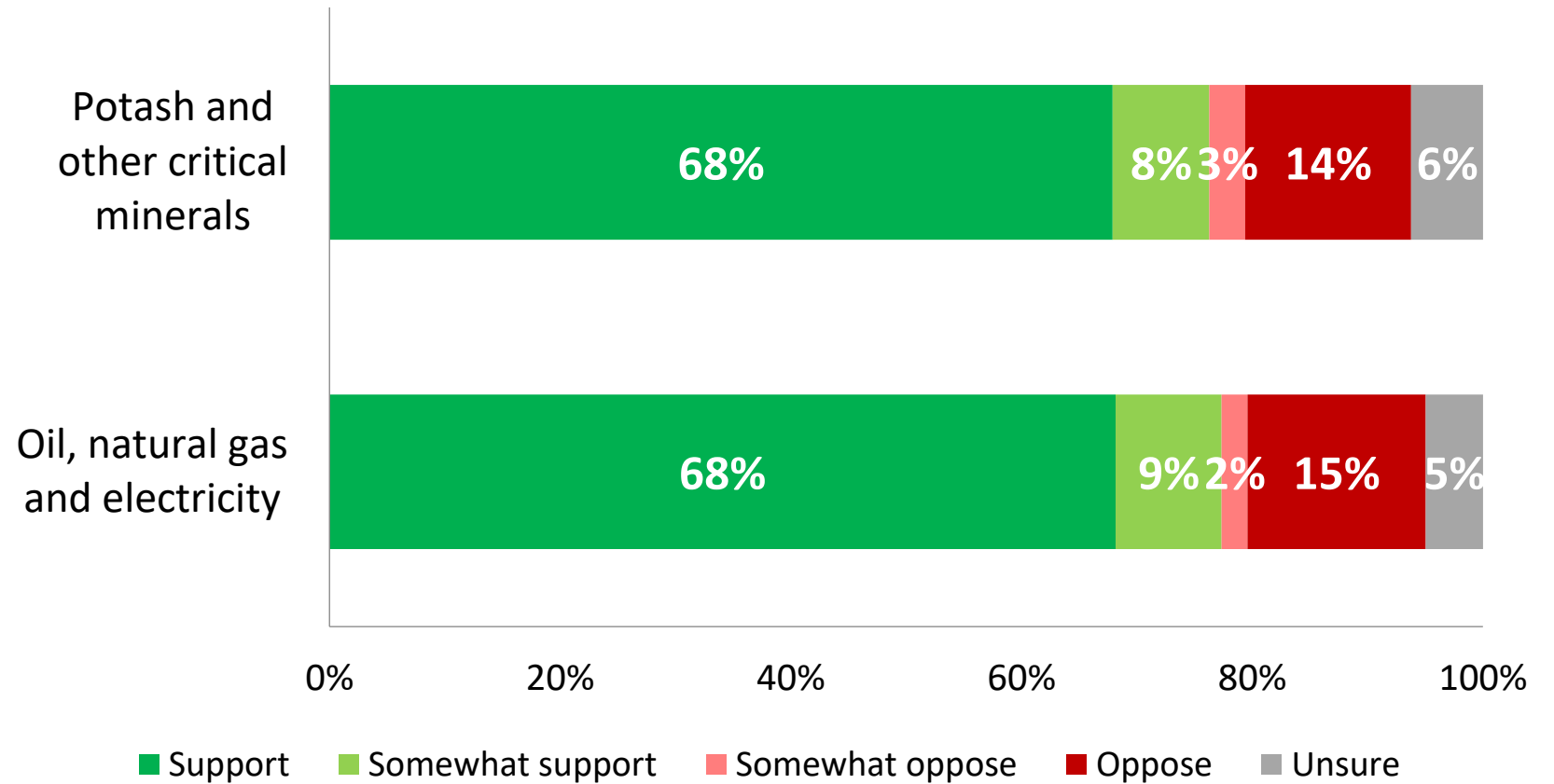
Support for putting tariffs on oil, natural gas and electricity and potash and other critical minerals

Question: If the United States imposed tariffs on Canadian-made goods entering the US, would you support, somewhat support, somewhat oppose or oppose Canada putting tariffs on the export of the following to the US. [ROTATE]

Source: Globe and Mail-CTV/Nanos Research tracking survey, March 28th to 30th, 2025, n=1264, accurate 2.8 percentage points plus or minus, 19 times out of 20. [See full methodology here.](#)

Contact: Nik Nanos
nik@nanos.co
[@niknanos](https://twitter.com/niknanos)

Ottawa: (613) 234-4666 x 237
Website: www.nanos.co



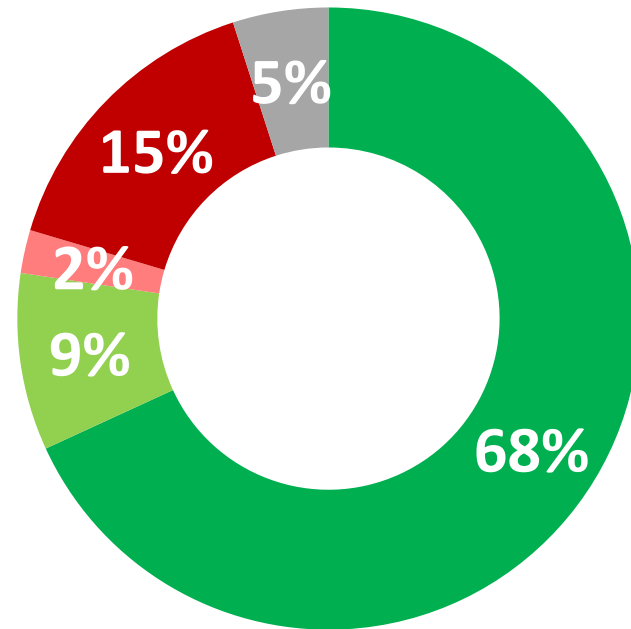
Support for putting tariffs on Oil, natural gas and electricity

Question: If the United States imposed tariffs on Canadian-made goods entering the US, would you support, somewhat support, somewhat oppose or oppose Canada putting tariffs on the export of the following to the US. [ROTATE] - **Oil, natural gas and electricity**

Source: CTV-Globe and Mail/Nanos Research tracking survey, March 28th to 30th, 2025, n=1264, accurate 2.8 percentage points plus or minus, 19 times out of 20. [See full methodology here.](#)

Contact: Nik Nanos
nik@nanos.co
[@niknanos](#)

Ottawa: (613) 234-4666 x 237
Website: www.nanos.co



■ Support ■ Somewhat support
■ Somewhat oppose ■ Oppose
■ Unsure

Majority of Canadians

support or somewhat support Canada putting tariffs on the export of oil, natural gas and electricity if the US imposed tariffs on Canadian-made goods entering the US. Residents of Ontario (82%) and BC (79%) are more likely to support or somewhat support this than those in the Prairies (68%), as are those 55 plus (81%) compared to those 18 to 34 (73%).

Support for putting tariffs on Oil, natural gas and electricity – by region

Question: If the United States imposed tariffs on Canadian-made goods entering the US, would you support, somewhat support, somewhat oppose or oppose Canada putting tariffs on the export of the following to the US. [ROTATE] - **Oil, natural gas and electricity**

Source: Globe and Mail-CTV/Nanos Research tracking survey, March 28th to 30th, 2025, n=1264, accurate 2.8 percentage points plus or minus, 19 times out of 20. [See full methodology here.](#)

Contact: Nik Nanos
nik@nanos.co
[@niknanos](#)

Ottawa: (613) 234-4666 x 237
Website: www.nanos.co

	March 30 th , 2025 Canada (n=1264)	Atlantic (n=127)	Quebec (n=307)	Ontario (n=364)	Prairies (n=277)	B.C. (n=189)
Support	68.1%	67.2%	65.9%	72.5%	58.8%	71.8%
Somewhat support	9.2%	9.1%	10.1%	9.5%	8.8%	7.5%
Somewhat oppose	2.2%	0.7%	3.9%	1.8%	0.9%	3.2%
Oppose	15.4%	18.4%	15.1%	11.8%	23.5%	14.8%
Unsure	5.0%	4.5%	5.0%	4.5%	8.0%	2.7%



Support for putting tariffs on potash and other critical minerals – by age and gender

Question: If the United States imposed tariffs on Canadian-made goods entering the US, would you support, somewhat support, somewhat oppose or oppose Canada putting tariffs on the export of the following to the US. [ROTATE] - **Oil, natural gas and electricity**

Source: CTV-Globe and Mail/Nanos Research tracking survey, March 28th to 30th, 2025, n=1264, accurate 2.8 percentage points plus or minus, 19 times out of 20. [See full methodology here.](#)

Contact: Nik Nanos
nik@nanos.co
[@niknanos](#)

Ottawa: (613) 234-4666 x 237
Website: www.nanos.co

	March 30 th , 2025 Canada (n=1264)	Men (n=676)	Women (n=588)	18 to 34 (n=199)	35 to 54 (n=299)	55 plus (n=766)
Support	68.1%	62.3%	73.7%	60.9%	67.3%	73.5%
Somewhat support	9.2%	10.8%	7.7%	11.6%	9.1%	7.7%
Somewhat oppose	2.2%	3.3%	1.2%	2.9%	2.6%	1.5%
Oppose	15.4%	20.5%	10.6%	16.4%	17.0%	13.6%
Unsure	5.0%	3.1%	6.8%	8.2%	3.9%	3.7%



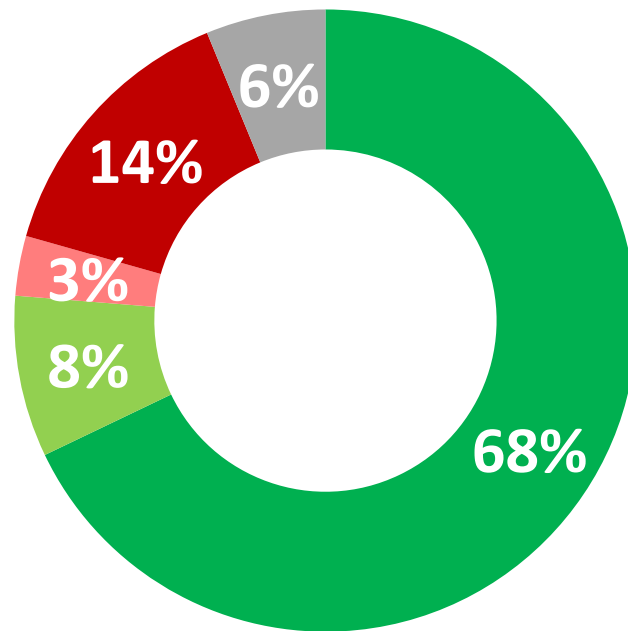
Support for putting tariffs on potash and other critical minerals

Question: If the United States imposed tariffs on Canadian-made goods entering the US, would you support, somewhat support, somewhat oppose or oppose Canada putting tariffs on the export of the following to the US. [ROTATE] - **Potash and other critical minerals**

Source: Globe and Mail-CTV/Nanos Research tracking survey, March 28th to 30th, 2025, n=1264, accurate 2.8 percentage points plus or minus, 19 times out of 20. [See full methodology here.](#)

Contact: Nik Nanos
nik@nanos.co
@niknanos

Ottawa: (613) 234-4666 x 237
Website: www.nanos.co



- Support
- Somewhat support
- Somewhat oppose
- Oppose
- Unsure

3 in 4 Canadians

support or somewhat support Canada putting tariffs on the export of potash and other critical minerals if the US imposed tariffs on Canadian-made goods entering the US. Women are more likely to support or somewhat support this (80%) than men (72%), while those 55 plus are more supportive (82%) than Canadians 18 to 34 (70%).



Support for putting tariffs on potash and other critical minerals – by region

Question: If the United States imposed tariffs on Canadian-made goods entering the US, would you support, somewhat support, somewhat oppose or oppose Canada putting tariffs on the export of the following to the US. [ROTATE] - **Potash and other critical minerals**

Source: CTV-Globe and Mail/Nanos Research tracking survey, March 28th to 30th, 2025, n=1264, accurate 2.8 percentage points plus or minus, 19 times out of 20. [See full methodology here.](#)

Contact: Nik Nanos
nik@nanos.co
 @niknanos

Ottawa: (613) 234-4666 x 237
 Website: www.nanos.co

	March 30 th , 2025 Canada (n=1264)	Atlantic (n=127)	Quebec (n=307)	Ontario (n=364)	Prairies (n=277)	B.C. (n=189)
Support	67.9%	66.1%	63.1%	71.7%	61.7%	73.8%
Somewhat support	8.4%	10.7%	10.3%	7.7%	7.8%	6.7%
Somewhat oppose	3.1%	1.5%	4.2%	3.4%	2.5%	1.9%
Oppose	14.4%	16.9%	15.7%	11.1%	19.7%	13.6%
Unsure	6.2%	4.9%	6.6%	6.1%	8.3%	3.9%

THE GLOBE AND MAIL 



Support for putting tariffs on potash and other critical minerals – by age

Question: If the United States imposed tariffs on Canadian-made goods entering the US, would you support, somewhat support, somewhat oppose or oppose Canada putting tariffs on the export of the following to the US. [ROTATE] - **Potash and other critical minerals**

Source: Globe and Mail-CTV/Nanos Research tracking survey, March 28th to 30th, 2025, n=1264, accurate 2.8 percentage points plus or minus, 19 times out of 20. [See full methodology here.](#)

Contact: Nik Nanos
nik@nanos.co
 @niknanos

Ottawa: (613) 234-4666 x 237
 Website: www.nanos.co

	March 30 th , 2025 Canada (n=1264)	Men (n=676)	Women (n=588)	18 to 34 (n=199)	35 to 54 (n=299)	55 plus (n=766)
Support	67.9%	61.7%	73.8%	59.6%	66.2%	74.6%
Somewhat support	8.4%	10.3%	6.6%	10.6%	7.6%	7.5%
Somewhat oppose	3.1%	3.8%	2.4%	2.6%	4.9%	2.1%
Oppose	14.4%	19.9%	9.1%	17.9%	15.7%	11.1%
Unsure	6.2%	4.3%	8.1%	9.3%	5.6%	4.7%



The CTV-Globe and Mail/Nanos nightly federal election tracking conducted by Nanos Research surveys 1,200 Canadians aged 18 years and over three days (400 interviews each day). Respondents are all randomly recruited through a dual-frame (cell- and land-line) RDD sample using live agents. Three quarters of the sample are administered the questionnaire by telephone and one quarter is administered the same questionnaire online. The random sample may be weighted by age and gender according to the latest Canadian census data. Throughout the election, the interviews are compiled into a three-night rolling average of 1,200 interviews, with the oldest group of 400 interviews being replaced by a new group of 400 each evening. The current data covers the three-night period ending March 30th, 2025.

A random survey of 1,264 Ontarians is accurate ± 2.8 percentage points, plus or minus, 19 times out of 20.

The full methodology is detailed in the [technical note](#) in this report. This research was conducted and released in accordance with the standards of the [CRIC](#) of which the firm is an accredited member.

Full data tables with weighted and unweighted number of interviews is [here](#).

Note: Charts may not add up to 100 due to rounding.



Element	Description	Element	Description
Research sponsor	Globe and Mail-CTV	Weighting of Data	The results may be weighted by age and gender using the latest Census information (2021) and the sample is geographically stratified to ensure a distribution across all regions of Canada. See tables for full weighting disclosure.
Population and Final Sample Size	1,264 Randomly selected individuals, three-day sample of 400 individuals each day compiled into a three day rolling average.	Screening	Screening ensured potential respondents did not work in the market research industry, in the advertising industry, in the media or a political party prior to administering the survey to ensure the integrity of the data.
Source of Sample	Nanos Insights Labs Probability Panel and RDD cell- land-lines.	Excluded Demographics	Individuals younger than 18 years old; individuals without land or cell line or internet could not participate.
Type of Sample	Probability	Stratification	By age and gender using the latest Census information (2021) and the sample is geographically stratified to be representative of Canada.
Margin of Error	±2.8 percentage points, 19 times out of 20.	Estimated Response Rate	Seven percent, consistent with industry norms.
Mode of Survey	RDD dual frame (land- and cell-lines) random telephone survey (75%) and online deployed to Nanos Insights Labs Probability Panel (25%).	Question Order	Question order in the preceding report reflects the order in which they appeared in the original questionnaire. FEDERAL Ballot was released as Part 1.
Sampling Method Base	The sample included both land- and cell-lines RDD (Random Digit Dialed) across Canada.	Question Content	This was module two of a nightly tracking survey, which also included questions on security clearances and disclosures of federal leaders.
Demographics (Captured)	Atlantic Canada, Quebec, Ontario, Prairies, British Columbia; Men and Women; 18 years and older. Six-digit postal code was used to validate geography.	Question Wording	The questionnaire includes questions on which parties people would consider, then explores ballot and preferred prime minister preferences and closes with issue questions identified by CTV-Globe and Mail and demographics.
Demographics (Other)	Education, income	Research/Data Collection Supplier	Nanos Research
Fieldwork/Validation	Live interviews with live supervision to validate work.	Contact	Contact Nanos Research for more information or with any concerns or questions. http://www.nanos.co Telephone: (613) 234-4666 ext. 237 Email: info@nanosresearch.com.
Number of Calls	Maximum of five call backs for the telephone sample.	Tabulations	By region, age, gender and number of weighted and unweighted interviews
Time of Calls	Local time 5:00-9:00 pm, on weekends 12:00- 6:00 pm		
Field Dates	March 28 th to 30 th , 2025		
Language of Survey	The survey was conducted in English and French.		
Standards	Nanos Research is a member of the Canadian Research Insights Council (CRIC) and confirms that this research fully complies with all CRIC Standards including the CRIC Public Opinion Research Standards and Disclosure Requirements. https://canadianresearchinsightscouncil.ca/standards/		



As one of North America's premier market and public opinion research firms, we put strategic intelligence into the hands of decision makers. The majority of our work is for private sector and public facing organizations and ranges from market studies, managing reputation through to leveraging data intelligence. Nanos Research offers a vertically integrated full service quantitative and qualitative research practice to attain the highest standards and the greatest control over the research process. www.nanos.co

nanos dimap analytika



This international joint venture between [dimap](#) and [Nanos](#) brings together top research and data experts from North American and Europe to deliver exceptional data intelligence to clients. The team offers data intelligence services ranging from demographic and sentiment microtargeting; consumer sentiment identification and decision conversion; and, data analytics and profiling for consumer persuasion. www.nanosdimap.com

EthicStratēgies

Ethic Strategies was created by the founding partners of [PAA Advisory](#) and the [Nanos Research Corporation](#), both recognized leaders in research, advocacy, and advisory. Ethic provides bespoke strategic counsel, advice, and communications strategies to organizations facing serious issues. www.ethicstrategies.com

Learn more about the Nanos Data Portal service offering. Subscribe today to the Economic, Issue & Sentiment Tracking Portal or the Federal Political Tracking Portal.

Also, for the 2025 Canadian Federal Election track vote consideration, vote preferences and preferred Prime Minister, with data broken down by demographics including age, gender and regions across the country with our new daily numbers.

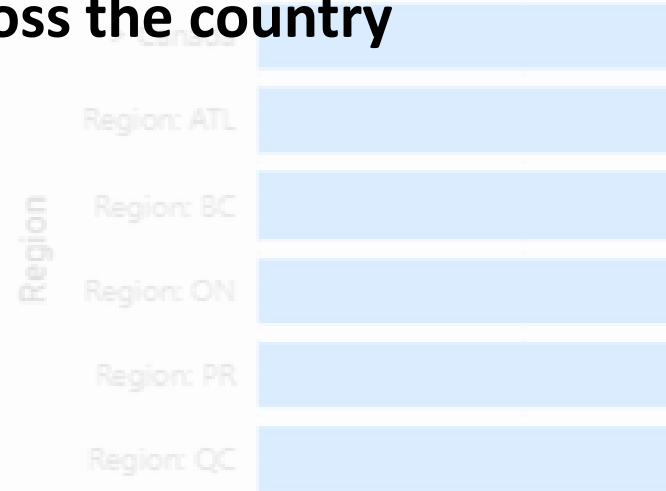
[Sign up](#) | [Learn more](#)

Stay ahead of the curve with the Nanos Data Portals, designed to provide you with insights into consumer confidence, mental health and wellness, public opinion on foreign and domestic policy issues, political preferences and much more. Whether you are a researcher, policymaker, or business leader, our platform delivers actionable intelligence that helps you understand the shifting landscape of public sentiment. Dive deep into customizable visualizations and reports that highlight historical trends. Make informed decisions backed by data that matters. Engage your audience with a resource that transforms complex information into clear, actionable insights.

Region: BC
Region: ON
Region: PR
Region: QC

Consumer Confidence Index
Expectations Index
Pocketbook Index

Consumer Confidence Index
1318.0004



0 10

As of Friday, December 13, 202

Consumer Confidence Index. A
the Consumer Confidence Inde



Any questions?



Nanos Research

(613) 234-4666, ext. 237

ea@nanosresearch.com

For more information on the firm, please visit www.nanos.co





NANOS IS YOUR GO-TO HIGH-STAKES RESEARCH PARTNER.

Delivering world-class solutions since 1987,
we are the leader in high velocity data insights and visualization.

Market | Consumer | Reputation | Policy | Insight

For more information about our services, please visit us at:

www.nanos.co