

Three in five Canadians think Western separatism is serious to one extent to another - Think this isn't a time to talk about provinces separating from Canada.

(April 11 to April 13, 2025)

Nanos will be tracking opinion on a nightly basis throughout the 45th Canadian federal election campaign. Visit www.theglobeandmail.com, www.ctvnews.ca or www.nanos.co to access the latest data and analysis.

“ A majority of Canadians across all regions and demographic groups believe Western separatism should be taken seriously/somewhat seriously. This intensity increases among committed Conservative and Bloc voters. Although a minority opinion, people living in the Prairies and British Columbia are comparatively more likely to think that this election is the time to talk about this compared to the rest of Canada. ”

**Nik Nanos, Chief Data Scientist
Survey ending April 13, 2025**

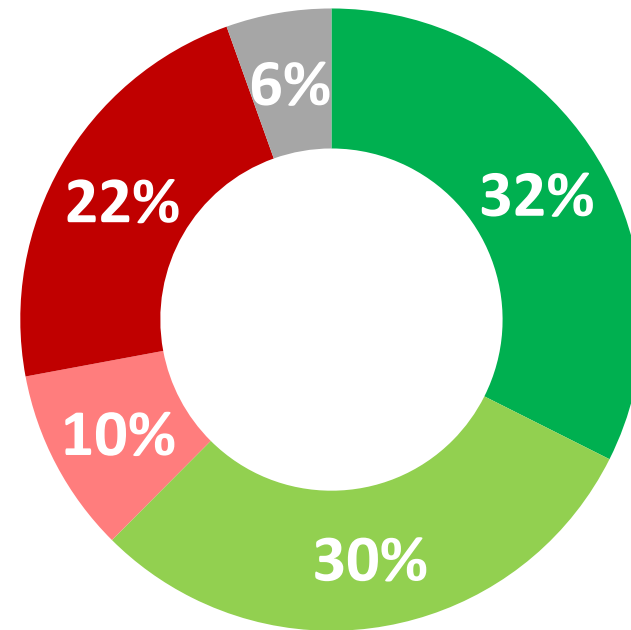
Seriousness of talk of Western separatism

Question: Do you think talk of Western separatist movements in provinces like Alberta and Saskatchewan should be taken seriously, somewhat seriously, somewhat not seriously or not seriously?

Source: CTV News-Globe and Mail/Nanos Research tracking survey, April 11 to 13, 2025, n=1345, accurate 2.7 percentage points plus or minus, 19 times out of 20. [See full methodology here.](#)

Contact: Nik Nanos
nik@nanos.co
@niknanos

Ottawa: (613) 234-4666 x 237
Website: www.nanos.co



- Seriously
- Somewhat seriously
- Somewhat not seriously
- Not seriously
- Unsure

3 in 5 Canadians

think talk of Western separatist movements in provinces like Alberta and Saskatchewan should be taken seriously or somewhat seriously, while in three believe they would be taken somewhat not or not seriously. Conservative voters are more likely to say these talks should be taken seriously or somewhat seriously (71%) than Liberal voters (57%).

Seriousness of talk of Western separatism – by region

Question: Do you think talk of Western separatist movements in provinces like Alberta and Saskatchewan should be taken seriously, somewhat seriously, somewhat not seriously or not seriously?

Source: Globe and Mail-CTV News/Nanos Research tracking survey, April 11 to 13, 2025, n=1345, accurate 2.7 percentage points plus or minus, 19 times out of 20. [See full methodology here.](#)

Contact: Nik Nanos
nik@nanos.co
@niknanos

Ottawa: (613) 234-4666 x 237
Website: www.nanos.co

	April 13, 2025 Canada (n=1345)	Atlantic (n=133)	Quebec (n=313)	Ontario (n=399)	Prairies (n=295)	B.C. (n=205)
Seriously	32.4%	35.9%	28.1%	32.6%	37.4%	31.1%
Somewhat seriously	30.1%	32.0%	35.4%	29.0%	26.1%	28.4%
Somewhat not seriously	9.6%	10.6%	11.5%	10.4%	7.6%	6.5%
Not seriously	22.5%	15.0%	19.6%	22.1%	25.9%	27.5%
Unsure	5.5%	6.5%	5.5%	6.0%	3.1%	6.4%



Seriousness of talk of Western separatism – by age and gender

Question: Do you think talk of Western separatist movements in provinces like Alberta and Saskatchewan should be taken seriously, somewhat seriously, somewhat not seriously or not seriously?

Source: CTV News-Globe and Mail/Nanos Research tracking survey, April 11 to 13, 2025, n=1345, accurate 2.7 percentage points plus or minus, 19 times out of 20. [See full methodology here.](#)

Contact: Nik Nanos
nik@nanos.co
 @niknanos

Ottawa: (613) 234-4666 x 237
 Website: www.nanos.co

	April 13, 2025 Canada (n=1345)	Men (n=725)	Women (n=620)	18 to 34 (n=254)	35 to 54 (n=449)	55 plus (n=642)
Seriously	32.4%	37.0%	28.0%	26.3%	37.7%	32.3%
Somewhat seriously	30.1%	27.7%	32.3%	29.1%	26.8%	33.4%
Somewhat not seriously	9.6%	9.7%	9.6%	9.8%	10.6%	8.7%
Not seriously	22.5%	22.6%	22.4%	24.8%	21.0%	22.1%
Unsure	5.5%	3.0%	7.8%	10.1%	3.9%	3.6%







Seriousness of talk of Western separatism – by vote profile

Question: Do you think talk of Western separatist movements in provinces like Alberta and Saskatchewan should be taken seriously, somewhat seriously, somewhat not seriously or not seriously?

Source: Globe and Mail-CTV News/Nanos Research tracking survey, April 11 to 13, 2025, n=1345, accurate 2.7 percentage points plus or minus, 19 times out of 20. [See full methodology here.](#)

Contact: Nik Nanos
nik@nanos.co
 @niknanos

Ottawa: (613) 234-4666 x 237
 Website: www.nanos.co

	April 13, 2025 Canada (n=1345)	 LPC (n=561)	 CPC (n=503)	 NDP (n=102)	 Bloc (n=74)	 GREEN PARTY GPC (n=21)*	 PPC (n=14)*	Undecided (n=68)
Seriously	32.4%	22.2%	49.1%	18.4%	31.5%			24.3%
Somewhat seriously	30.1%	34.7%	22.0%	35.4%	42.5%			19.5%
Somewhat not seriously	9.6%	12.3%	6.9%	8.8%	6.3%			10.8%
Not seriously	22.5%	27.5%	16.4%	28.8%	12.9%			31.7%
Unsure	5.5%	3.4%	5.5%	8.6%	6.8%			13.7%

*Shaded due to a sample size of less than 30.

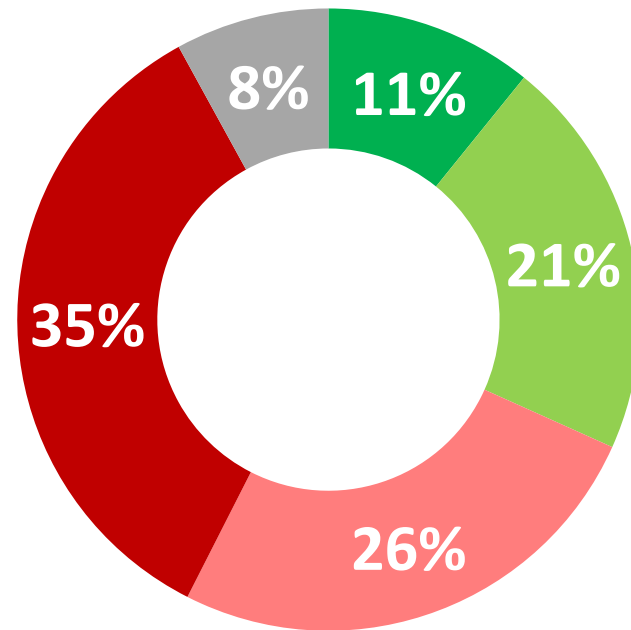
This election as a time to talk about provinces separating

Question: Is this election a very good, good, poor or very poor time for the federal party leaders to talk about provinces wanting to separate from Canada?

Source: CTV News-Globe and Mail/Nanos Research tracking survey, April 11 to 13, 2025, n=1345, accurate 2.7 percentage points plus or minus, 19 times out of 20. [See full methodology here.](#)

Contact: Nik Nanos
nik@nanos.co
[@niknanos](https://twitter.com/niknanos)

Ottawa: (613) 234-4666 x 237
Website: www.nanos.co



■ Very good ■ Good ■ Poor
■ Very poor ■ Unsure

6 in 10 Canadians

think this election is a poor or very poor time for the federal party leaders to talk about provinces wanting to separate from Canada, while one in three think it is a very good or good time to do so.

This election as a time to talk about provinces separating – by region

Question: Is this election a very good, good, poor or very poor time for the federal party leaders to talk about provinces wanting to separate from Canada?

Source: Globe and Mail-CTV News/Nanos Research tracking survey, April 11 to 13, 2025, n=1345, accurate 2.7 percentage points plus or minus, 19 times out of 20. [See full methodology here.](#)

Contact: Nik Nanos
nik@nanos.co
@niknanos

Ottawa: (613) 234-4666 x 237
Website: www.nanos.co

	April 13, 2025 Canada (n=1345)	Atlantic (n=133)	Quebec (n=313)	Ontario (n=399)	Prairies (n=295)	B.C. (n=205)
Very good	10.8%	7.2%	9.9%	8.3%	16.1%	14.4%
Good	20.9%	24.1%	20.1%	19.1%	25.7%	19.7%
Poor	25.8%	24.1%	31.9%	25.6%	18.2%	26.4%
Very poor	34.5%	37.2%	32.0%	39.3%	28.9%	31.2%
Unsure	8.0%	7.4%	6.0%	7.8%	11.0%	8.3%



This election as a time to talk about provinces separating – by age and gender

Question: Is this election a very good, good, poor or very poor time for the federal party leaders to talk about provinces wanting to separate from Canada?

Source: CTV News-Globe and Mail/Nanos Research tracking survey, April 11 to 13, 2025, n=1345, accurate 2.7 percentage points plus or minus, 19 times out of 20. [See full methodology here.](#)

Contact: Nik Nanos
nik@nanos.co
[@niknanos](#)

Ottawa: (613) 234-4666 x 237
Website: www.nanos.co

	April 13, 2025 Canada (n=1345)	Men (n=725)	Women (n=620)	18 to 34 (n=254)	35 to 54 (n=449)	55 plus (n=642)
Very good	10.8%	13.9%	7.8%	11.9%	14.2%	7.3%
Good	20.9%	21.8%	20.1%	25.6%	20.4%	18.0%
Poor	25.8%	24.6%	26.9%	21.9%	21.2%	32.1%
Very poor	34.5%	32.9%	36.1%	32.3%	34.8%	35.9%
Unsure	8.0%	6.8%	9.1%	8.2%	9.4%	6.7%









This election as a time to talk about provinces separating – by vote profile

Question: Is this election a very good, good, poor or very poor time for the federal party leaders to talk about provinces wanting to separate from Canada?

Source: Globe and Mail-CTV News/Nanos Research tracking survey, April 11 to 13, 2025, n=1345, accurate 2.7 percentage points plus or minus, 19 times out of 20. [See full methodology here.](#)

Contact: Nik Nanos
nik@nanos.co
 @niknanos

Ottawa: (613) 234-4666 x 237
 Website: www.nanos.co

	April 13, 2025 Canada (n=1345)	 LPC (n=561)	 CPC (n=503)	 NDP (n=102)	 Bloc (n=74)	 GPC (n=21)*	 PPC (n=14)*	Undecided (n=68)
Very good	10.8%	7.5%	15.5%	4.6%	19.6%			5.6%
Good	20.9%	13.3%	27.8%	20.6%	20.0%			28.3%
Poor	25.8%	31.3%	21.7%	20.5%	29.0%			22.9%
Very poor	34.5%	43.2%	25.2%	48.1%	25.2%			15.9%
Unsure	8.0%	4.7%	9.7%	6.3%	6.3%			27.4%

*Shaded due to a sample size of less than 30.

The CTV News-Globe and Mail/Nanos nightly federal election tracking conducted by Nanos Research surveys 1,200 Canadians aged 18 years and over three days (400 interviews each day). Respondents are all randomly recruited through a dual-frame (cell and land-line) RDD sample using live agents. Three quarters of the sample are administered the questionnaire by telephone and one quarter is administered the same questionnaire online. The random sample may be weighted by age and gender according to the latest Canadian census data. Throughout the election, the interviews are compiled into a three-night rolling average of 1,200 interviews, with the oldest group of 400 interviews being replaced by a new group of 400 each evening. The current data covers the three-night period ending April 13, 2025.

A random survey of 1,345 Canadians is accurate ± 2.7 percentage points, plus or minus, 19 times out of 20.

The full methodology is detailed in the [technical note](#) in this report. This research was conducted and released in accordance with the standards of the [CRIC](#) of which the firm is an accredited member.

Full data tables with weighted and unweighted number of interviews is here: [by region age and gender](#); [by vote profile](#).

Note: Charts may not add up to 100 due to rounding.



Element	Description	Element	Description
Research sponsor	Globe and Mail-CTV News	Weighting of Data	The results may be weighted by age and gender using the latest Census information (2021) and the sample is geographically stratified to ensure a distribution across all regions of Canada. See tables for full weighting disclosure.
Population and Final Sample Size	1,345 Randomly selected individuals, three-day sample of 400 individuals each day compiled into a three day rolling average.	Screening	Screening ensured potential respondents did not work in the market research industry, in the advertising industry, in the media or a political party prior to administering the survey to ensure the integrity of the data.
Source of Sample	Nanos Insights Labs Probability Panel and RDD cell- land-lines.	Excluded Demographics	Individuals younger than 18 years old; individuals without land or cell line or internet could not participate.
Type of Sample	Probability	Stratification	By age and gender using the latest Census information (2021) and the sample is geographically stratified to be representative of Canada.
Margin of Error	±2.7 percentage points, 19 times out of 20.	Estimated Response Rate	Seven percent, consistent with industry norms.
Mode of Survey	RDD dual frame (land- and cell-lines) random telephone survey (75%) and online deployed to Nanos Insights Labs Probability Panel (25%).	Question Order	Question order in the preceding report reflects the order in which they appeared in the original questionnaire. FEDERAL Ballot was released as Part 1.
Sampling Method Base	The sample included both land- and cell-lines RDD (Random Digit Dialed) across Canada.	Question Content	This was module two of a nightly tracking survey.
Demographics (Captured)	Atlantic Canada, Quebec, Ontario, Prairies, British Columbia; Men and Women; 18 years and older. Six-digit postal code was used to validate geography.	Question Wording	The questionnaire includes questions on which parties people would consider, then explores ballot and preferred prime minister preferences and closes with issue questions identified by CTV-Globe and Mail and demographics.
Demographics (Other)	Education, income	Research/Data Collection Supplier	Nanos Research
Fieldwork/Validation	Live interviews with live supervision to validate work.	Contact	Contact Nanos Research for more information or with any concerns or questions. http://www.nanos.co Telephone: (613) 234-4666 ext. 237 Email: info@nanosresearch.com.
Number of Calls	Maximum of five call backs for the telephone sample.	Tabulations	By region, age, gender and number of weighted and unweighted interviews By vote profile and number of weighted and unweighted interviews
Time of Calls	Local time 5:00-9:00 pm, on weekends 12:00- 6:00 pm		
Field Dates	April 11 to 13, 2025		
Language of Survey	The survey was conducted in English and French.		
Standards	Nanos Research is a member of the Canadian Research Insights Council (CRIC) and confirms that this research fully complies with all CRIC Standards including the CRIC Public Opinion Research Standards and Disclosure Requirements. https://canadianresearchinsightscouncil.ca/standards/		



As one of North America's premier market and public opinion research firms, we put strategic intelligence into the hands of decision makers. The majority of our work is for private sector and public facing organizations and ranges from market studies, managing reputation through to leveraging data intelligence. Nanos Research offers a vertically integrated full service quantitative and qualitative research practice to attain the highest standards and the greatest control over the research process. www.nanos.co

nanos dimap analytika



This international joint venture between [dimap](#) and [Nanos](#) brings together top research and data experts from North American and Europe to deliver exceptional data intelligence to clients. The team offers data intelligence services ranging from demographic and sentiment microtargeting; consumer sentiment identification and decision conversion; and, data analytics and profiling for consumer persuasion. www.nanosdimap.com

EthicStratēgies

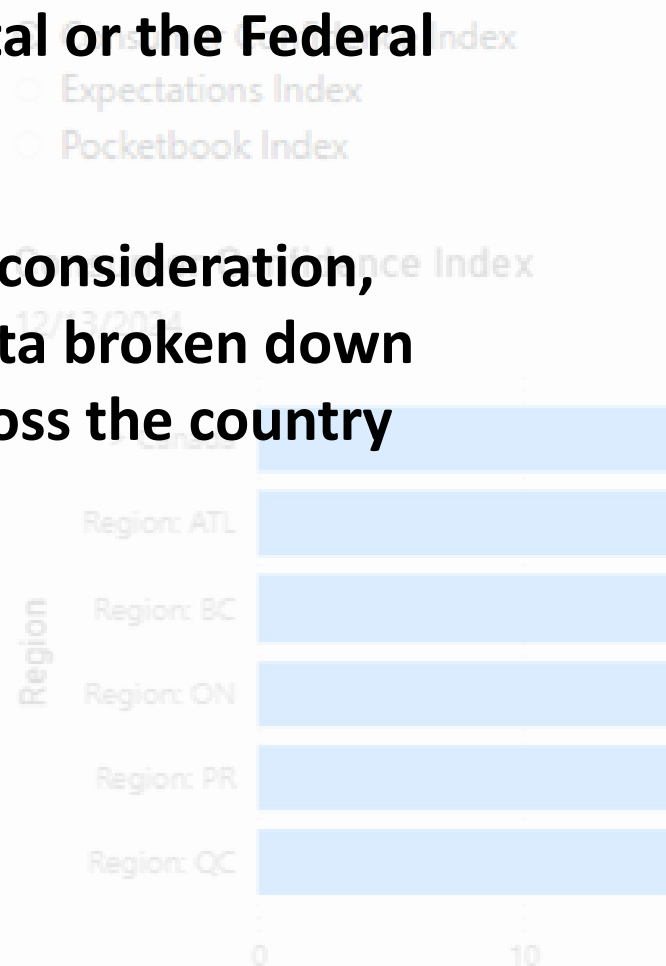
Ethic Strategies was created by the founding partners of [PAA Advisory](#) and the [Nanos Research Corporation](#), both recognized leaders in research, advocacy, and advisory. Ethic provides bespoke strategic counsel, advice, and communications strategies to organizations facing serious issues. www.ethicstrategies.com

Learn more about the Nanos Data Portal service offering. Subscribe today to the Economic, Issue & Sentiment Tracking Portal or the Federal Political Tracking Portal.

Also, for the 2025 Canadian Federal Election track vote consideration, vote preferences and preferred Prime Minister, with data broken down by demographics including age, gender and regions across the country with our new daily numbers.

[Sign up](#) | [Learn more](#)

Stay ahead of the curve with the Nanos Data Portals, designed to provide you with insights into consumer confidence, mental health and wellness, public opinion on foreign and domestic policy issues, political preferences and much more. Whether you are a researcher, policymaker, or business leader, our platform delivers actionable intelligence that helps you understand the shifting landscape of public sentiment. Dive deep into customizable visualizations and reports that highlight historical trends. Make informed decisions backed by data that matters. Engage your audience with a resource that transforms complex information into clear, actionable insights.



NANOS DATA PORTALS

Any questions?



Nanos Research

(613) 234-4666, ext. 237

ea@nanosresearch.com

For more information on the firm, please visit www.nanos.co





NANOS IS YOUR GO-TO HIGH-STAKES RESEARCH PARTNER.

Delivering world-class solutions since 1987,
we are the leader in high velocity data insights and visualization.

Market | Consumer | Reputation | Policy | Insight

For more information about our services, please visit us at:

www.nanos.co